



District Report Card: 2017


State: Bihar	District: Buxar
Class: 3	Subject: Language
Schools: 60	Students: 1226


Participation/Coverage


Students

<div>GENDER</div> <div></div>	Boys		Girls	
	Number	%	Number	%
	588	47.96	638	52.04

<div>AREA</div> <div></div>	Rural		Urban	
	Number	%	Number	%
	1206	98.37	20	1.63

<div>CATEGORY</div> <div></div>	SC		ST		OBC		GEN	
	Number	%	Number	%	Number	%	Number	%
	230	18.76	32	2.61	822	67.05	142	11.58

<div>CWSN</div> <div></div>	LD	VI	HI	S&LD	ID	Oth
	1	3	0	0	1	0

<div>Management</div> <div></div>	Government		Government-aided	
	Number	%	Number	%
	1226	100.00	0	0.00

Average Performance of Students in Language (%)

Overall	Gender		Area		Management		Social Group			
	Male	Female	Rural	Urban	Govt.	Aided	SC	ST	OBC	GEN
68.03	67.81	68.23	67.79	82.67	68.03	0.00	66.96	78.13	67.69	69.48

Performance on Learning Outcomes (LOs)

Learning Outcomes	Description	Average Performance(%)
L304	Reads small texts with comprehension i.e., identifies main ideas, details, sequence and draws conclusions	68.34
L312	Reads printed scripts on the classroom walls: poems, posters, charts etc.	67.42

Range of Performance of Students who Answered Correctly							
Below 30%		30% - 50%		50% - 75%		Above 75%	
Number	%	Number	%	Number	%	Number	%
97	7.91	175	14.27	420	34.26	534	43.56

Lowest Performing Learning Outcomes (LOs)

1 - Reads printed scripts on the classroom walls: poems, posters, charts etc. (67.42)

2 - Reads small texts with comprehension i.e., identifies main ideas, details, sequence and draws conclusions (68.34)